

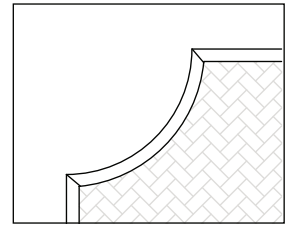
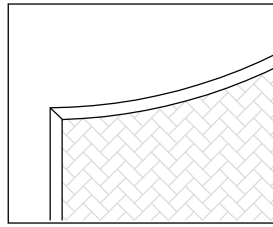
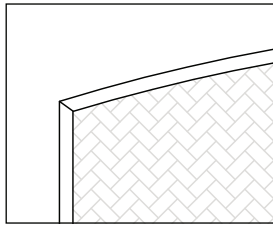
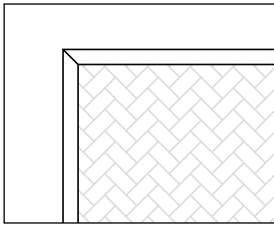
# BED PROGRAM OPTIONS

Please photocopy and complete this form when ordering from the bed program.

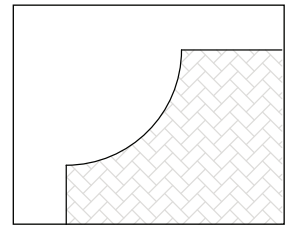
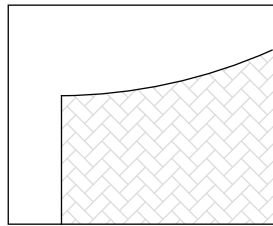
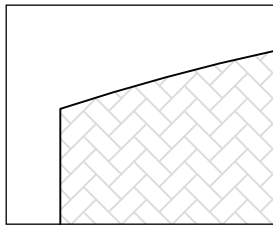
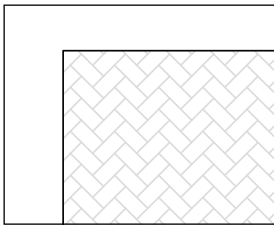
\*\*All four styles from the bed program; wood trim or fully upholstered headboards only, will accommodate the following edge options.

## Choose style:

### Wood Trim with Upholstery



### Fully Upholstered



## Choose Edging:

- Single welt
- Double welt
- Nailheads  
NH1 NH2 NH3 NH4 NH7  
(Circle one)
- Single welt with nailheads  
NH1 NH2 NH3 NH4 NH7  
(Circle one)

## Choose Placement:

- Edge
- 3 1/2" from edge
- Both

## Tufting: \*Additional Charge

- Tuft all the way to the top
- Tuft with 3 1/2" edge

Additional Instructions:

---

---

---

---

---

---

---

---